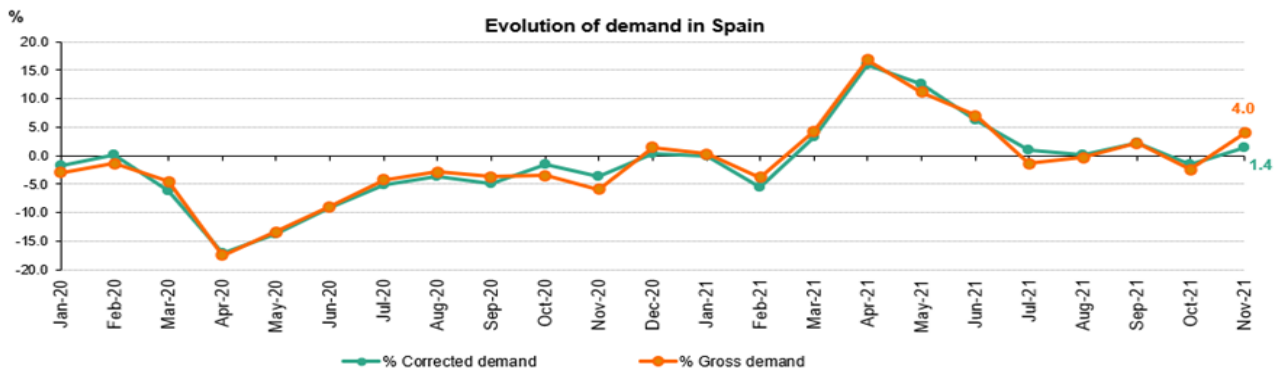


Electricity demand in Spain grew 4% in November

- 41.7% of monthly generation came from renewable sources and 57.2% was obtained using technologies which produce zero CO₂ equivalent emissions.
- Electricity demand grew by 12% in the Balearic Islands and 9.1% in the Canary Islands compared to November 2020.

Madrid, 3 December 2021

National electricity demand in November is estimated at 21,517 GWh, a value that is 4% higher than the figure registered in the same month last year. After having factored in the influence of seasonal and working patterns, the figure is 1.4% higher than in November last year.



Compared to a pre-pandemic period (November 2019) and after having factored in the influence of seasonal and working patterns, national electricity demand has fallen 2.3%.

In the first eleven months of 2021, demand is estimated at 234,413 GWh, a figure that is 3% more than in the same period in 2020. Once again, after having factored in the influence of seasonal and working patterns, demand is 2.9% higher than in the same period last year.

During the month of November, and according to data estimated at the time of this press release, generation coming from renewable energy sources represented 41.7% of the generation mix nationwide. During the month, the production of green energy stood at 9,636GWh, which is 19.4% higher than in November 2020.

With the information available at the time of this press release, wind energy has grown by 52.6% compared to November 2020, and is the technology that has contributed the most GWh this month to the national generation mix, specifically 27.8% (6,426 GWh). Combined cycle is the second leading energy generation technology in November, with 6,415 GWh.

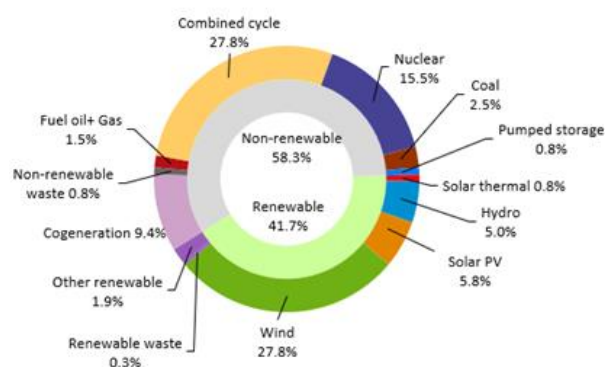
Nuclear, with a contribution of 15.5%, is the third leading technology in electricity generation in November, followed by cogeneration which, with 2,184 GWh generated in November, is ranked fourth in the generation mix with a share of 9.4%.



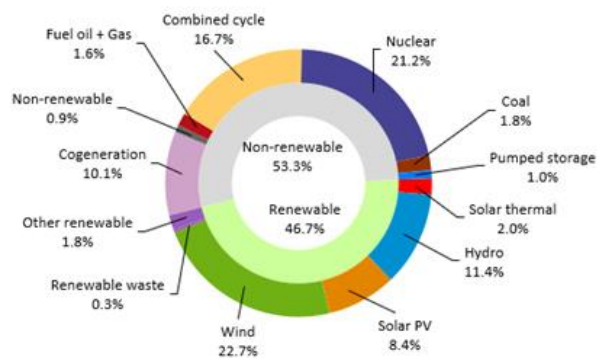
For its part, solar photovoltaic generated 1,334 GWh, 63.9% more than in November 2020; representing a share in the national generation mix that stood at 5.8%.

57.2% of electricity production in November was obtained using technologies which produce zero CO₂ equivalent emissions.

Generation mix In the month of November 2021



Generation mix from January to November 2021



Demand for electrical energy in the peninsular electricity system grew 3.6%

Demand for electrical energy in the mainland electricity system in November is estimated at 20,364 GWh, up 3.6% compared to November 2020. After having factored in the influence of seasonal and working patterns, the demand for electricity is 1% higher than that registered in the same month last year.

Compared to a pre-pandemic period (November 2019) and after having factored in the influence of seasonal and working patterns, electricity demand on the peninsula has fallen 2.3%.

From January to November 2021, electricity demand on the Spanish mainland is estimated at 221,609 GWh, a value that is 2.9% higher than in the same period in 2020. In this case, after having factored in the influence of seasonal and working patterns, demand is 2.8% higher than last year.

During November, and according to data estimated at the time of this press release, 43.2% of generation on the Spanish mainland came from renewable energy sources and 59.5% was obtained using technologies which produce zero CO₂ equivalent emissions. For its part, wind energy stood at 6,332 GWh, 52.4% more than in November last year, and solar photovoltaic generated 1,310 GWh, up 65.7% on the same month in 2020.

Demand for electricity in November increases 12% in the Balearic Islands and 9.1% in the Canary Islands

In the Balearic Islands, the demand for electricity in November is estimated at 408,099 MWh, a value that is 12% higher than that recorded in the same month last year. After factoring in the influence of seasonal and working patterns, the figure is 7.3% up on that recorded in November 2020.

Compared to a pre-pandemic period (November 2019) and after having factored in the influence of seasonal and working patterns, electricity demand on the Balearic Islands has fallen 0.8%.

In the first eleven months of 2021, electricity demand in the Balearic Islands is estimated at 5,090,600 MWh, a figure that is 13% higher than in the same period in 2020.



Combined cycle, with 81.6% of the total production in the Balearic Islands, was the leading source of electricity generation in the archipelago in November, followed by off-grid diesel generators (4.8%). This month, renewable energy and those technologies which produce zero CO₂ equivalent emissions accounted for 6.1% of the total.

Furthermore, during the month, energy transferred via the Spanish Peninsula-Majorca submarine link contributed to covering 6.9% of the electricity demand in the Balearic Islands.

Regarding the Canary Islands, electricity demand is estimated at 711,730 MWh, up 9.1% on that recorded in November 2020. After factoring in the influence of seasonal and working patterns, the figure is 9.4% higher than that registered in the same month last year.

Compared to a pre-pandemic period (November 2019) and after having factored in the influence of seasonal and working patterns, the demand for electricity in the Canary Islands has fallen 3.1%.

From January to November 2021, electricity demand in the Canary Islands is estimated at 7,343,646 MWh, a figure that is 0.9% higher than in the same period in 2020.

Combined cycle, with a share of 46.1% of the total mix, was the leading source of electricity generation in the Canary Islands in November, while renewables and those technologies which produce zero CO₂ emissions represented 15.4% of the total generation.

Consult our [Daily Balance Report](#) for more information on the [National](#), [Peninsular](#), [Balearic Islands](#) and [Canary Islands](#) electricity systems as at the close of November.